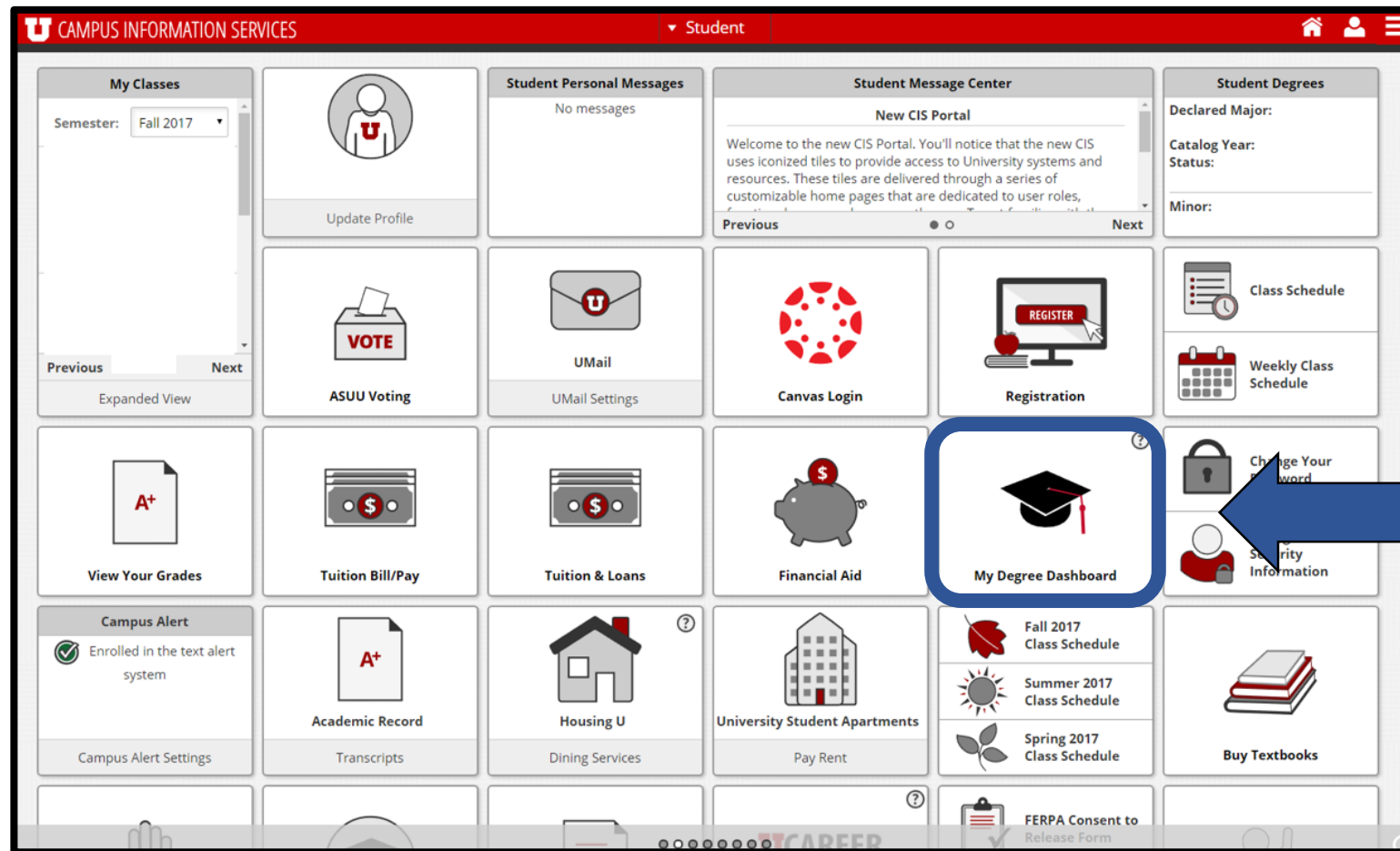


Running a Declared Audit

On your CIS Page, click on 'My Degree Dashboard'.



The screenshot shows the CIS dashboard interface. At the top, there is a red navigation bar with the University of Utah logo, the text "CAMPUS INFORMATION SERVICES", a dropdown menu set to "Student", and icons for home, user profile, and a menu. The main content area is a grid of tiles. The "My Degree Dashboard" tile, which features a graduation cap icon, is highlighted with a blue border and a blue arrow pointing to it from the right. Other visible tiles include "My Classes", "Student Personal Messages", "Student Message Center", "Student Degrees", "ASUU Voting", "U-Mail", "Canvas Login", "Registration", "Class Schedule", "Weekly Class Schedule", "View Your Grades", "Tuition Bill/Pay", "Tuition & Loans", "Financial Aid", "Change Your word", "Security Information", "Campus Alert", "Academic Record", "Housing U", "University Student Apartments", "Pay Rent", "Fall 2017 Class Schedule", "Summer 2017 Class Schedule", "Spring 2017 Class Schedule", "Buy Textbooks", and "FERPA Consent to Release Form".

**Now you will navigate to the
Request an Audit page.
There are two ways to get there.**

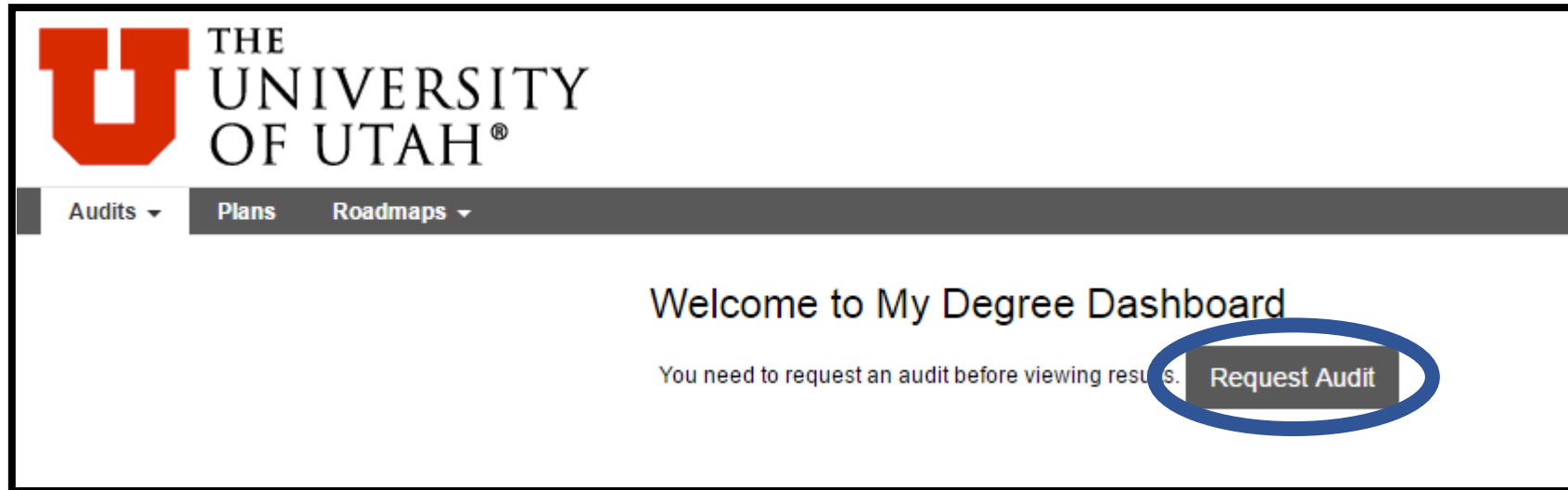
Request an Audit


▼ Run Declared Programs:

Degree Program
RCTHBA
SPANMIN

► Not Declared? Exploring? Run a What-if Audit:

**First, if you see this, click
on 'Request Audit' to get to the
request an audit page.**



 THE
UNIVERSITY
OF UTAH®

Audits ▾ Plans Roadmaps ▾

Welcome to My Degree Dashboard

You need to request an audit before viewing results. [Request Audit](#)

Or you will be on the audits manage page, and you will click on 'Run Audit'.

Completed Audit Requests

These are the audits that have been run in the past for this student's record. Hitting the 'Run Audit' button will run a new audit report. Deleting audits removes them from this list.

Run Audit

Delete

select all/select none

ID	Program	Description	Catalog Year	Created	Audit Type	Format	Course Type	View	Delete
	ACCTBS	Accounting	Fall 2017	03/21/2018 8:48 AM	WHAT-IF	HTML	IP	View Audit	<input type="checkbox"/>
	PSYCBA	Psychology	Fall 2017	03/21/2018 8:46 AM		HTML	IP	View Audit	<input type="checkbox"/>
	SPANMIN	Spanish Minor	Fall 2016	03/21/2018 8:46 AM		HTML	IP	View Audit	<input type="checkbox"/>
	RCTHBS	Recreational Therapy	Fall 2016	03/21/2018 8:46 AM		HTML	IP	View Audit	<input type="checkbox"/>

The second way is to click on the Audits tab and select 'Request New'.



**Your Degree Dashboard will
automatically pull in declared programs.
Click on 'Run Declared Programs'.**

Request an Audit

▼ Run Declared Programs:

Degree Program
RCTHBA
SPANMIN

► Not Declared? Exploring? Run a What-if Audit:

Advanced Settings Click to view available options.

Run Declared Programs Cancel

If you only have one declared program, your audit will automatically load in a few moments


[Request Audit](#)

Marketing


Prepared On	09/02/2016 10:46 AM	Program Code	MKTGBS	Catalog Year	Fall 2016
Student ID		Graduation Date	UNKNOWN	Job ID	

[Audit Results](#) | [Course History](#)

Audit
You are here: [Audit](#)



Hours

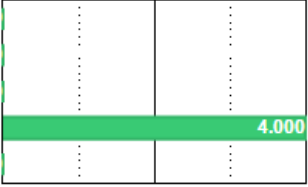


GPA

Categories

Click on any area of the graph for further detail.

Cumulative GPA	~68
General Edu	~38
Bachelor Degree	~18
Major GPA	~12
Major	~80



GPA 4.000

If you have more than one program you will be taken to the 'manage' page.
To open your declared audit, click on the 'Program Name' or the 'View Audit' button of the audit you want to open.

Completed Audit Requests

These are the audits that have been run in the past for this student's record. Hitting the "Run Audit" button will run a new audit report. Deleting audits removes them from this list.

Run Audit

Delete

select all/select none

ID	Program	Description	Catalog Year	Created	Audit Type	Format	Course Type	View	Delete
335917	SPANMIN	Spanish Minor	Fall 2016	01/23/2017 8:15 AM		HTML		View Audit	
335915	RCTHBA	Default Program	Fall 2016	01/23/2017 8:15 AM		HTML		View Audit	<input type="checkbox"/>

CONGRATULATIONS!!

Now that you know how to run a declared audit, it's time for you to run YOUR declared audit!

If you need a little extra help, schedule an appointment with your academic advisor at advising.utah.edu